

**MVUMI SECONDARY SCHOOL
ACADEMIC REPORT
MARCH, 2016**

INTRODUCTION

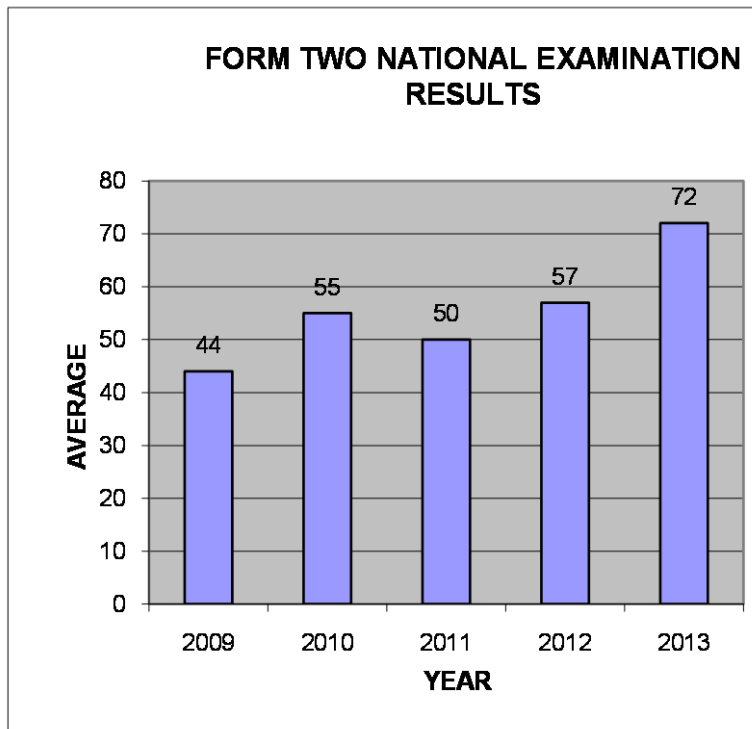
Below is the summarized report from the academic office, it has the following sections

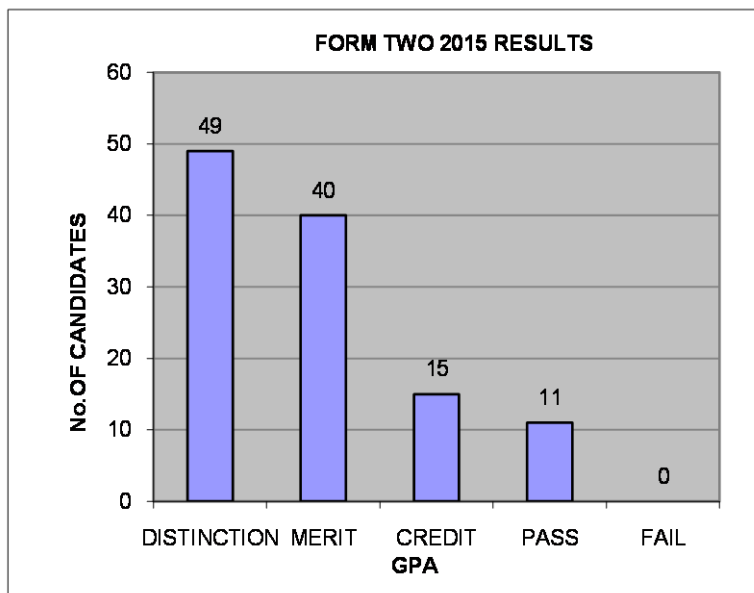
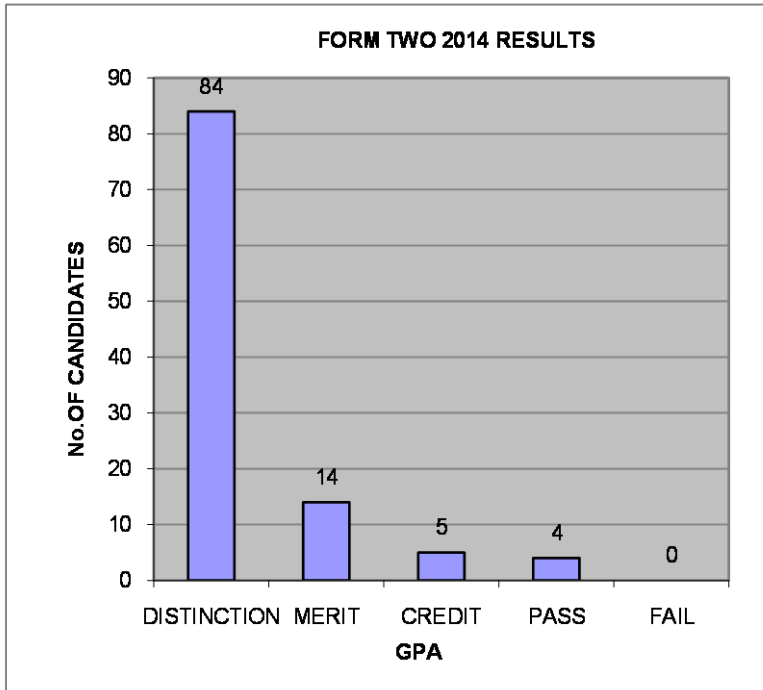
- (i) Examination results for candidate classes
- (ii) Strategies to improve academic standards
- (iii) Success
- (iv) Initiatives
- (v) Way Forward

I.EXAMINATIONS RESULTS

(a) Form Two National Examinations Results

The charts below shows the summary of form two National examination results from 2009 to 2015





(b) CSE Examinations Results

The General performance of the school has been improving year after year with efforts to eliminate Division zero and increase Division one and Two. 2010 and 2011 were the best years where 100% of students passed. However the Best GPA the school has enjoyed since its establishment in 1994 is 3.0188 obtained in 2015 where by for the first time 14% of candidates attained Division I with 87% qualifying to join Form five. Over a period of five years from 2011 to 2015 the School has on average, guaranteed 77% of students completing form four to join form five and 22.6% who got Division four to join colleges and the Police.

The following Tables show results for CSEE from 2011 to 2015

FORM FOUR RESULTS FROM 2011 TO 2015

DIVISION	I	II	III	IV	0	TOTAL	GPA	REGIONAL RANK	NATIONAL RANK	% PASS
2011	2	14	30	14	-	60	3.2111	3/96	73/3018	100%
2012	1	14	29	44	2	90	3.5709	7/113	143/3396	98%
2013	8	29	40	4	1	82	3.1695	5/101	135/3256	99%
GPA	DIST	MER	CRDT	PASS	FAIL	OTA	GPA	REGIONAL RANK	NATIONAL RANK	% PASS
2014	6	24	44	23	1	97	2.5172	9/70	214/2322	99%
DIVISION	I	II	III	IV	0	TOTAL	GPA	REGIONAL RANK	NATIONAL RANK	% PASS
2015	17	38	54	15	1	125	3.0188	6/120	249/3452	99.2

**STUDENTS SELECTED TO JOIN A-LEVEL STUDIES
2011 - 2015**

YEAR	DIV I - III	STUDENTS JOINED FORM FIVE DIV I-III (%)
2011	46	77
2012	44	49
2013	77	94
GPA	DIST -CRDT	%
2014	74	76
DIVISION	DIV I - III	%
2015	109	87

(c) **ACSE Examinations Results**

The following Table shows results for ACSEE from 2011 to 2015

FORM SIX NATIONAL EXAMINATIONS RESULTS FROM 2011 TO 2015

DIVISION	I	II	III	IV	0	TOTAL	GPA	REGIONAL RANK	NATIONAL RANK	% PASS
2011	-	4	22	12	9	47	4.5532	11/12	307/334	82%
2012	2	11	30	9	3	55	3.9455	4/12	170/326	94%
2013	1	2	29	2	-	34	3.8107	5/11	126/329	100%
2014	4	9	24	3	-	40	3.0228	6/9	140/268	100%
GPA	DIST	MER	CRDT	PASS	FAIL	TOTAL	GPA	REGIONAL RANK	NATIONAL RANK	% PASS
2014/2015	4	9	17	2	0	32	2.9479	8/10	176/265	100%

II. STRATEGIES TO IMPROVE ACADEMIC STANDARD

A number of strategies are in practice to improve future performance. These include:

i) Enrollment System

- Only students who pass entrance Examination paper with a minimum of 60% and above are admitted in form one
- In form five only those with a minimum of five (5) passes including 3C grades in their combination are admitted.

ii) Pass – marks.

- Each student is required to get an average of 50% in all subjects in order to get into the next class.

iii) Extra classes.

- The school provides extra studies for candidate classes. The purposes of extra classes is to complete the syllabus on time and provide enough time for teachers and students to deal with difficult topics and techniques of answering examinations questions.
Provide extra help for the underachievers,

iv) Academic awards.

- Teachers and students who perform well on their final examination are awarded certificates of Excellence and other prizes.

v) Study tours.

Students have done study tours to various Educational Institutions such as University of Dodoma, Mtera Power Plant, Mikumi National Park, Mtibwa Sugar Company etc. for the purpose of learning and acquiring new knowledge and skills.

vi) Increasing the number of internal Tests and examinations,

IV. SUCCESS

The School has succeeded to improve academic performances compared to previous years. This has fostered the academic reputation of the school and hence we are receiving more requests from parents wishing to bring their children to our school than the school can accommodate them.

V. WAY FORWARD

Our Target is to make DCT Mvumi secondary school a Centre of Academic Excellency both at a regional and national level by providing quality education that prepares students to be useful members in our society.

PREPARED BY,

H. O. D. ACADEMICS